

All amounts are in Canadian dollars.

The data are from the statistics websites of the Canadian Association of Research Libraries and the Canadian Association of University Teachers.



Base salary adjustments for University of Waterloo staff.

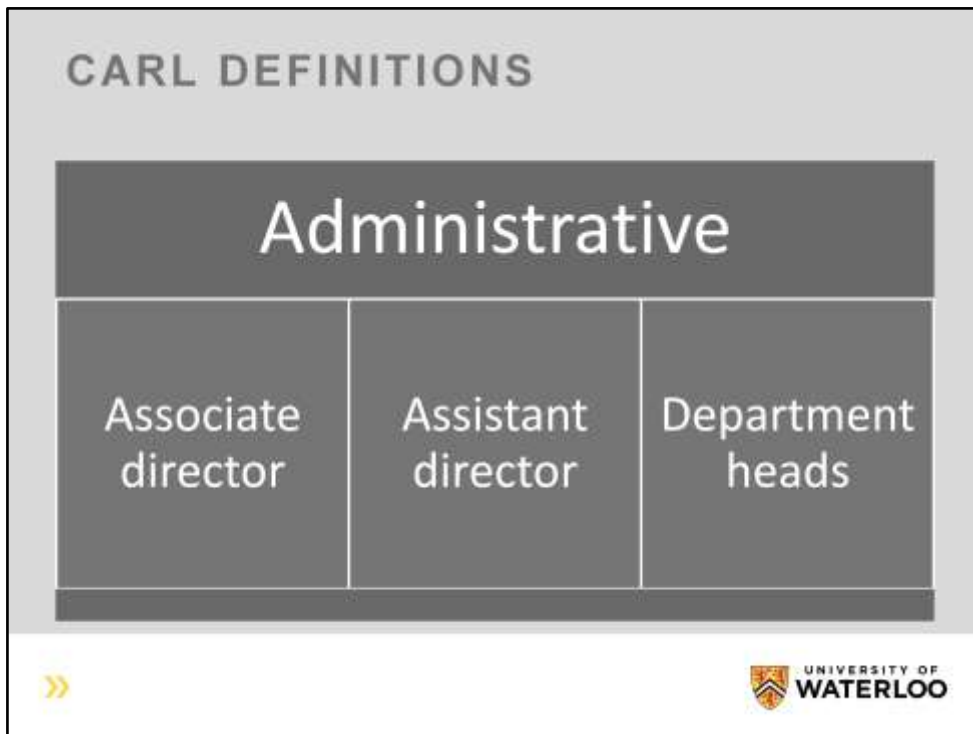
From the Daily Bulletin, Dec 6, 2010.

<http://www.bulletin.uwaterloo.ca//2010/dec/06mo.html>

March 18, 2015

<https://uwaterloo.ca/staff-association/news/staff-salary-settlement-update>

University of Waterloo Staff Association news



ADMINISTRATIVE

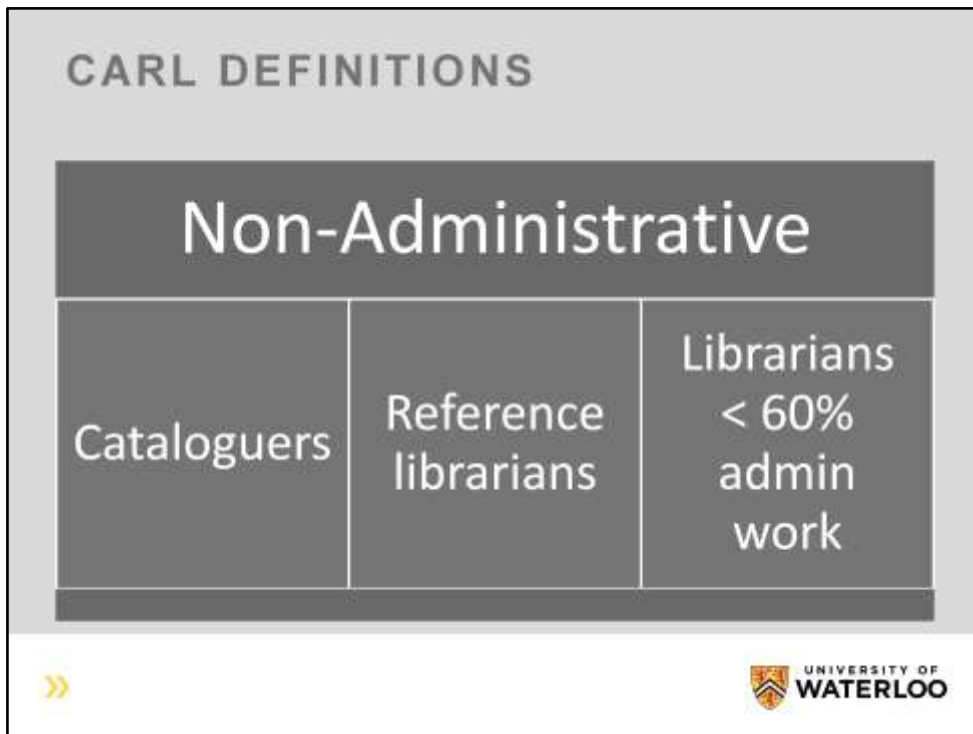
Associate Director;

Assistant Director;

Heads of Branches;

Heads of Divisions;

Heads of Departments.

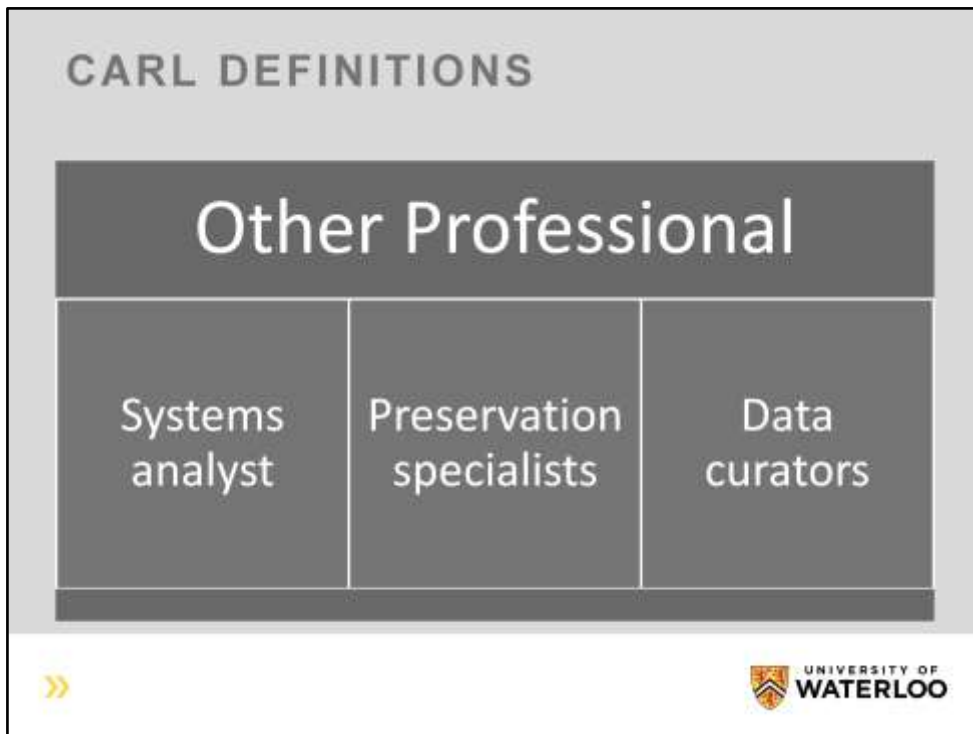


NON-ADMINISTRATIVE

Cataloguers;

Reference Librarians;

Librarians in any functional area who do not have significant supervisory responsibilities (i.e. less than 60% of their work is administrative).



OTHER PROFESSIONAL

Systems analysts,
Budget officers,
Accountants,
Media specialists,
Preservation specialists,
Data curators
Teaching and learning specialists
etc.

AVERAGE SALARIES IN CANADA, CARL (GRAPH)

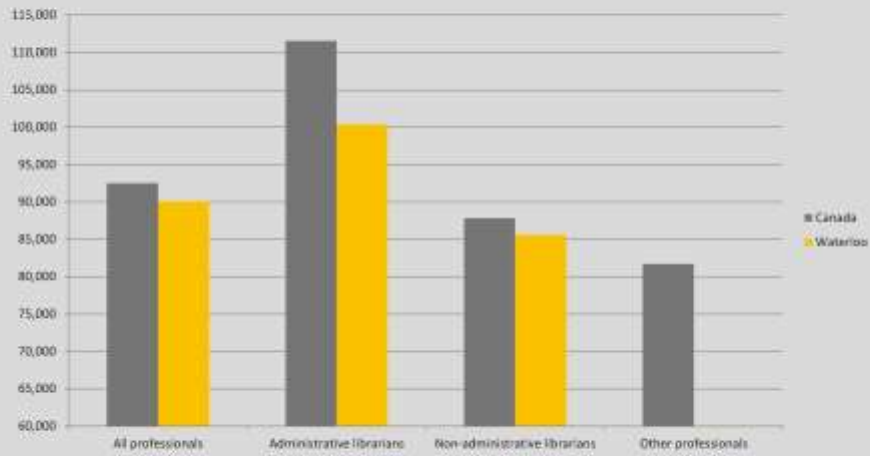


AVERAGE SALARIES IN CANADA, CARL (TABLE)

Average Salary	2013/2014	2011/2012	2010/2011
All Professionals	92,534	87,060	82,398
Admin. Librarians	111,566	106,436	96,086
Nonadmin. Librarians	87,846	81,770	76,526
Other Professionals	81,710	75,724	80,075



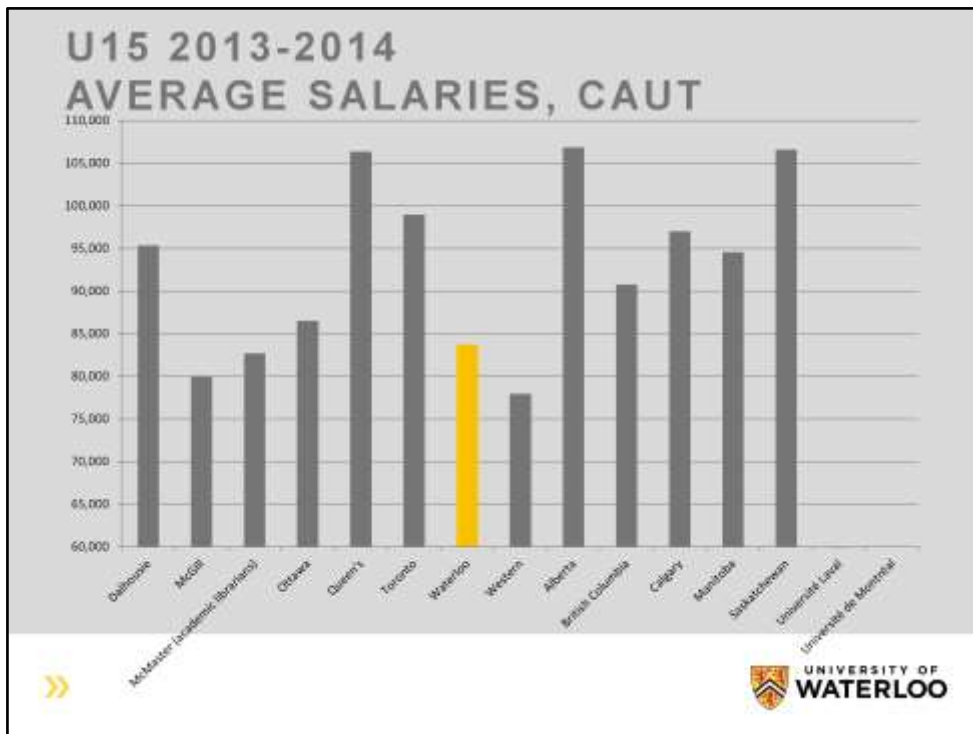
AVERAGE SALARIES: CANADA & WATERLOO, CARL 2013-2014 (GRAPH)



**AVERAGE SALARIES: CANADA &
WATERLOO, CARL 2013-2014 (TABLE)**

	Canada	Waterloo
All professionals	92,534	90,098
Administrative librarians	111,566	100,371
Non-administrative librarians	87,846	85,606
Other professionals	81,710	0





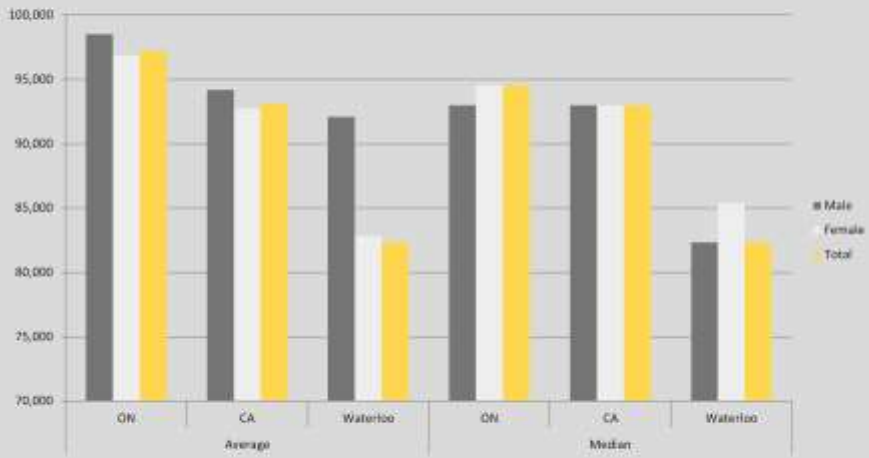
U15 <http://u15.ca/>:

“...contribute to an important world-wide agenda for enhancing and optimizing the global research environment for the benefit of all.”

CAUT did not have the salary information for Université' Laval and Université' de Montréal

Re: McMaster. CAUT has 2 categories for Mac: MUFA and MUALA. The CAUT Librarian Salary and Academic Status Survey 2014 does not define these categories. The best the author could discern is that MUALA is the current organization representing the academic librarians at McMaster. The author could be wrong.

CAUT 2013-14 LIBRARIAN SALARIES BY REGION & SEX



CAUT LIBRARIAN BY SEX AND REGION 2013-2014

	Average			Median		
	ON	CA	Waterloo	ON	CA	Waterloo
Male	98,529	94,199	92,086	92,987	92,987	82,327
Female	96,853	92,767	82,860	94,565	92,987	85,392
Total	97,195	93,140	82,327	94,563	92,987	82,327

